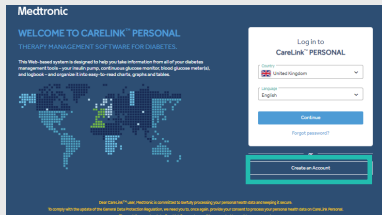
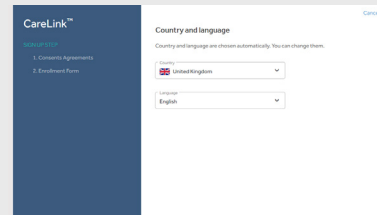


MEDTRONIC CARELINK™ PERSONAL REGISTERING FOR YOUR PATIENT ACCOUNT

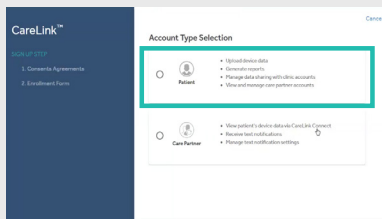
SIMPLE PROCESS TO REGISTER YOUR ACCOUNT



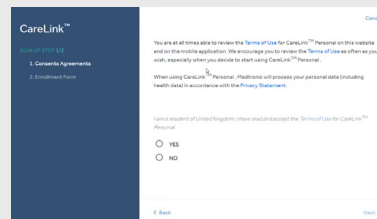
- 1 Go to carelink.minimed.eu and click 'Create an Account'. Select your country and preferred language.



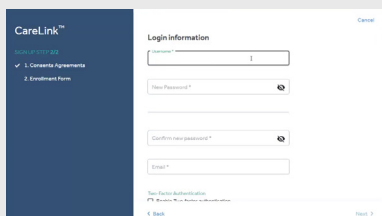
- 2 Confirm your language and country.



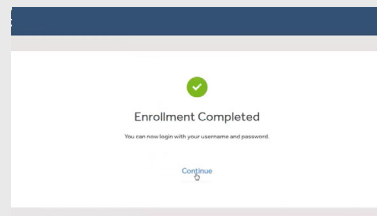
- 3 Select 'Patient' as your account type and click 'Next'.



- 4 You will then be taken through the consent process. Some consents are mandatory to sign up to CareLink™ Personal software, others are optional but will greatly improve your experience and Medtronic's ability to develop future products. Please ensure you read these carefully and confirm your selection. Optional consents can be updated at a later date through your account settings.



- 5 Please fill in the relevant information in the fields provided. Tip: Your password should be at least 8 characters long, but if you forget this you are able to request a reset.



- 6 Your enrollment is now complete.

IMPORTANT: Please make a note of your CareLink™ Personal username and ensure you use a valid email address.



Registered your CareLink™ Personal account? Make a note of your username here: